


# MIC<sup>®</sup> Unitized Riser Cables, 36-144 Fibers

A LANscape<sup>®</sup>  
Solutions Product

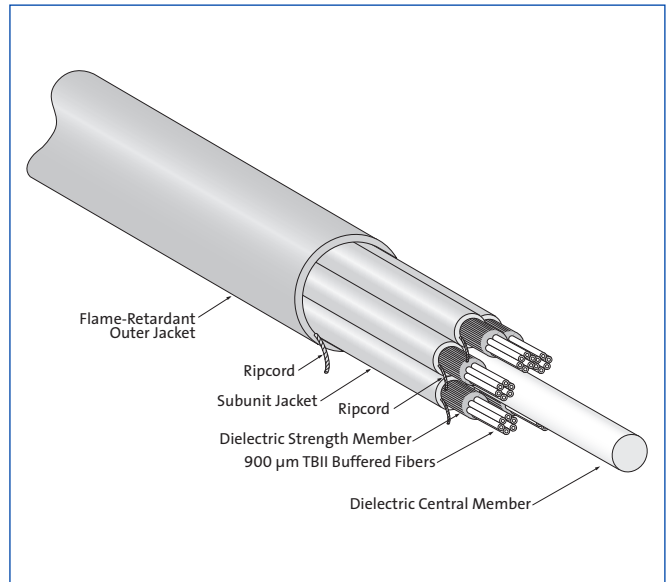
## features and benefits |

<b>900 µm TBII<sup>®</sup> Buffered Fibers</b>	Easy, consistent stripping
<b>Six or 12-fiber jacketed subunits</b>	Quick and easy identification
<b>All-dielectric cable construction</b>	Requires no grounding or bonding
<b>Flame-retardant jacket</b>	Rugged and durable

Corning Cable Systems MIC<sup>®</sup> Unitized Riser Cables are designed for use in riser and general purpose environments for intrabuilding backbone installations. These multi-fiber cables use individually jacketed 900 µm TBII Buffered Fibers enabling easy, consistent stripping and facilitating termination. The six or 12-fiber subunits allow quick and easy identification and are surrounded by dielectric strength members and protected by a flame-retardant outer jacket. The all-dielectric cable construction requires no grounding or bonding, making these cables ideal for routing inside buildings including riser shafts, to the telecommunications rooms and workstations. Available in 50 µm, 62.5 µm, single-mode and hybrid versions, the MIC Unitized Riser Cables meet the application requirements of the National Electrical Code<sup>®</sup> (NEC<sup>®</sup> Article 770) and the ICEA S-83-596 test criteria. They are OFNR and FT-4 listed and are also available in OFNP and FT6 listed versions. For additional mechanical durability, an interlocking armor option is available. These cables are also offered with Gigabit Ethernet and 10 Gigabit Ethernet performance.



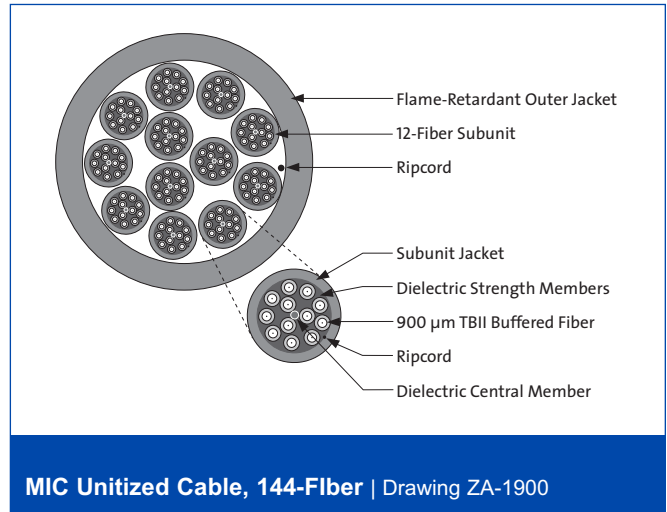
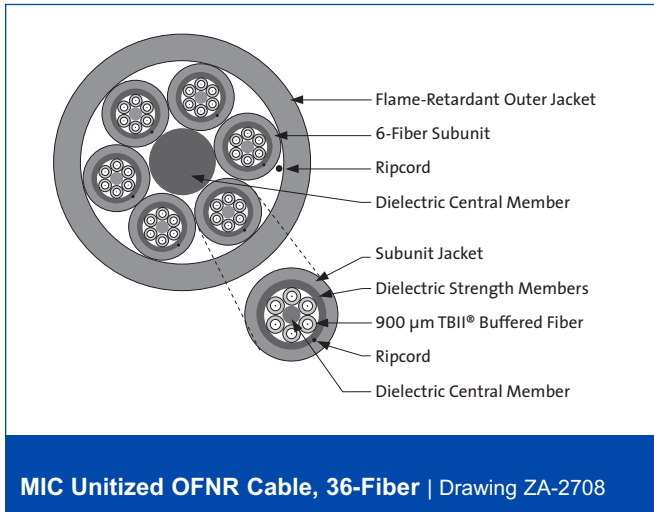
MIC Unitized Cable | Photo CLT17



MIC Unitized Cable, 36-Fiber | Drawing ZA-1895

# MIC<sup>®</sup> Unitized Riser Cables, 36-144 Fibers

A LANscape<sup>®</sup>  
Solutions Product



## specifications |

**Maximum Tensile Loads**      Short-Term:      1320 N (300 lbf)  
    Long-Term:        400 N (90 lbf)

**Temperatures**                      Storage:            -40° to +70°C (-40° to +158°F)  
    Installation:      -10° to +60°C (+14° to +140°F)  
    Operation:        -20° to +70°C (-4° to +158°F)

**Approvals and Listings**      National Electrical Code<sup>®</sup> (NEC<sup>®</sup>) OFNR, CSA FT-4, ICEA S-83-596

**Flame Resistance**                UL-1666 (for riser and general building applications)

*Corning Cable Systems recommends storing cable in a proper temperature environment prior to installation to allow the cable temperature to meet installation temperature range specifications for best installation results.*

Fiber Count	Unit Count	Nominal Outside Diameter mm (in)	Nominal Cable Weight kg/km (lb/1000 ft)	Central Member	Minimum Bend Radius Loaded cm (in)	Minimum Bend Radius Installed cm (in)
<b>6-Fiber Subunits</b>						
36	6	14.8 (0.58)	186 (127)	JG	22.2 (8.7)	14.8 (5.8)
48	8	17.8 (0.69)	264 (177)	JG	26.7 (10.5)	17.8 (7.0)
<b>12-Fiber Subunits</b>						
60	5	17.9 (0.70)	233 (159)	JG	26.9 (10.6)	17.9 (7.0)
72	6	18.6 (0.73)	276 (190)	JG	27.9 (11.0)	18.6 (7.3)
96	8	22.2 (0.87)	400 (268)	JG	33.3 (13.1)	22.2 (8.7)
144	12 (9/3)	23.7 (0.93)	409 (278)	–	35.5 (14.0)	23.7 (9.3)

*Central Member Types: G = Glass Reinforced Plastic (GRP), JG = Jacketed GRP*

*Note: Unit count includes the arrangement when in a dual-layer design.*

*Example: 12 (9/3) = 9 outside units around 3 inner units where 2 of the inner units are fillers.*

# MIC<sup>®</sup> Unitized Riser Cables, 36-144 Fibers

A LANscape<sup>®</sup>  
Solutions Product

## transmission performance |

	LANscape <sup>®</sup> 62.5 Solutions	LANscape Pretium <sup>®</sup> 150 Solutions	LANscape Pretium 300 Solutions	LANscape Pretium 550 Solutions	LANscape Pretium 600 Solutions	Single-Mode
Fiber Code	K	T	T	T	T	E
Performance Option Code	30	31	80	90	91	31
Optical Fiber Type (µm)	62.5 Multimode	50 Multimode	50 Multimode	50 Multimode	50 Multimode	Single-mode****
ISO/IEC 11801 Nomenclature	OM1	OM2	OM3***	OM4***	OM4***	OS2
Wavelength (nm)	850/1300	850/1300	850/1300	850/1300	850/1300	1310/1383/1550
Maximum Attenuation (dB/km)	3.4/1.0	2.8/1.0	2.8/1.0	2.8/1.0	2.8/1.0	0.65/0.65/0.50
Minimum Over Filled Launch (OFL) Bandwidth (MHz•km)	200/500	700/500	1500/500	3500/500	3500/500	- / - / -
Minimum Effective Modal Bandwidth (EMB) (MHz•km)	220/ -	950/ -	2000/ -	4700/ -	5350/ -	- / - / -
Serial 1 Gigabit Ethernet Distance (m)	300/550	750/600	1000/600	1100/600	1100/600	5000 / - / -
Serial 10 Gigabit Ethernet Distance (m)	33/ -	150/ -	300/ -	550*/ -	600**/ -	10000/ - /40000

\* Assumes 1.0 dB maximum total connector/splice loss.

\*\* Assumes 0.7 dB maximum total connector/splice loss.

\*\*\* Meets 0.75 ns optical skew when used in all Corning Cable Systems Plug & Play™ Systems solutions.

\*\*\*\* ITU 652.D compliant.

### Notes:

- 1) Improved attenuation and bandwidth options available.
- 2) Bend-insensitive single-mode fibers available on request.
- 3) Contact a Corning Cable Systems Customer Service Representative for additional information.
- 4) 50 µm multimode fiber macrobend loss ≤ 0.2 dB at 850 nm for two turns around 7.5 mm radius mandrel.

# MIC<sup>®</sup> Unitized Riser Cables, 36-144 Fibers

A LANscape<sup>®</sup>  
Solutions Product

ordering information | Contact Customer Service at 800-743-2671 for other options.

<input type="checkbox"/>	<input type="checkbox"/>	<input type="checkbox"/>	<input type="checkbox"/>	<b>8</b>	<b>1</b>	-	<input type="checkbox"/>	<input type="checkbox"/>	<b>1</b>	<input type="checkbox"/>	<input type="checkbox"/>	-	<b>2</b>	<b>4</b>
1	2	3	4	5	6	7	8	9	10	11	12	13	14	

## |1-3

Select fiber count.

Standard offerings:

036	072
048	096
060	144

## |4

Select fiber code  
(see Transmission  
Performance table).

## |5 / 12

Defines cable type.

8 / - = Standard for MIC<sup>®</sup>/MIC  
Unitized Cable family

## |6

Defines outer jacket.

1 = Riser

## |7-8

Select number of fibers  
per subunit.

61 = 6 fibers per subunit  
(036-048 fibers)  
T3 = 12 fibers per subunit  
(060-144 fibers)

## |9

Defines tensile strength  
(see Specifications).

## |10-11

Select performance  
option code (see  
Transmission  
Performance table).

## |13-14

Defines special  
manufacturing code.

24 = Standard for MIC  
Unitized Riser Cables

Corning Cable Systems LLC • PO Box 489 • Hickory, NC 28603-0489 USA  
800-743-2675 • FAX: 828-901-5973 • International: +1-828-901-5000 • [www.corning.com/cablesystems](http://www.corning.com/cablesystems)

Corning Cable Systems reserves the right to improve, enhance and modify the features and specifications of Corning Cable Systems products without prior notification. LANscape, MIC, Pretium and TBI are registered trademarks of Corning Cable Systems Brands, Inc. Plug & Play is a trademark of Corning Cable Systems Brands, Inc. All other trademarks are the properties of their respective owners. Corning Cable Systems is ISO 9001 certified. © 2007, 2009 Corning Cable Systems. All rights reserved. Published in the USA.  
LAN-92-EN / October 2009